




# IMAMIA SUNDAY SCHOOL

SIRAHAT



Name: \_\_\_\_\_

Class: \_\_\_\_\_

Teacher: \_\_\_\_\_

BOOK : 2

AGES: 6 Yrs



**IMAMIA SUNDAY SCHOOL**  
**Proposed School Calendar 2013-2014**

WEEK	DATE	ISLAMIC DATE 1434/1435	COMMENTS	ISLAMIC EVENTS/NOTES
1	09/15/13	Dhu al Qa'dah 9		First Day of School/Orientation/25 Shawwaal Martyrdom of 6th Imam, Hazrat Imam Jaffer Sadiq (AS). <b>11 Dhu al qa'dah Birthday of 8th Imam, Hazrat Imam Reza a.s.</b>
2	09/22/13	Dhu al Qa'dah 16		
3	09/29/13	Dhu al Qa'dah 22		<b>25 Dhu al qa'dah Birthday of Hazrat Ibrahim (AS) and Hazrat Eesaa (AS)</b>
4	10/06/13	Dhu al Qa'dah 30		<b>1 Dhu al Hijjah Wedding of Imam Ali (AS) and Syedda Fatima Zehra (SA)</b>
5	10/13/13	Dhu al Hijjah 7		9 Dhu al Hijjah Martyrdom of Hazrat Muslim ibne Aqeel (AS) / <b>10 Dhu al Hijjah Eid-ul-Adha</b>
6	10/20/13	Dhu al Hijjah 14		<b>15 Dhu al Hijjah Birthday of 10th Imam, Hazrat Imam Ali un Naqi a.s / 18 Dhu al Hijjah EID e Ghadeer</b>
7	10/27/13	Dhu al Hijjah 21		<b>24 Dhu al Hijjah Eid e Mubahila</b>
8	11/03/13	Dhu al Hijjah 28		
9	11/10/13	Muharram 6		
10	11/17/13	Muharram 13		
11	11/24/13	Muharram 20		
12	12/01/13	Muharram 27	<b>HOLIDAY</b>	<b>Thanksgiving Weekend/25 Muharram Martyrdom of 4th Imam, Hazrat Imam Zainul Abedin (AS).</b>
13	12/08/13	Safar 4		<b>7 Safar Birthday of 7th Imam Mossa Kazim (AS)</b>
14	12/15/13	Safar 11		13 Safar Martyrdom: Bibi Sakina (SA) binte Hussain (AS)
15	12/22/13	Safar 18		Safar 20 - Arbaeen(40 <sup>th</sup> ) of Shuhada of Kerbala
16	12/29/13	Safar 25		<b>Safar 28-Martyrdom Prophet Muhammad SAW &amp; 2nd Imam; Safar 29-Martyrdom 8th Imam Ali al Ridha AS</b>
17	01/05/14	Rabi' al Awwal 3	<b>MID TERM</b>	4 Rabi' al Awwal -Wafat: Masooma-e-Qum (SA)
18	01/12/14	Rabi' al Awwal 10	<b>MID TERM</b>	<b>9 Rabi' al Awwal -Eid e Zehra (S.A.)</b>
19	01/19/14	Rabi' al Awwal 17		<b>17 Rabi' al Awwal - Prophet Muhammad SAW &amp; 6th Imam Jaffer as Sadiq AS / 18 Rabi' al Awwal - Birthday Syedda Umme Kulsoom bint Ali (AS)</b>
20	01/26/14	Rabi' al Awwal 24	<b>PARENTS DAY</b>	<b>Parents - Teachers Meeting</b>
21	02/02/14	Rabi' at Thaani 1		
22	02/09/14	Rabi' at Thaani 8		<b>10 Rabi' at Thaani - Birthday 11th Imam Hassan al Askari AS</b>
23	02/16/14	Rabi' at Thaani 15	<b>HOLIDAY</b>	<b>Presidents Day</b>
24	02/23/14	Rabi' at Thaani 22		
25	03/02/14	Rabi' at Thaani 29		
26	03/09/14	Jamaada al Ula 7		<b>5 Jamaada al Ula - Birthday Sayyida Zainab AS</b>
27	03/16/14	Jamaada al Ula 14		13 Jamaada al Ula - Martyrdom Sayyida Fatima Zehar (S.A)
28	03/23/14	Jamaada al Ula 21		<b>15 Jamaada al Ula - Birthday Hazrat Imam Zainul Abedin (AS).</b>
29	03/30/14	Jamaada al Ula 28		
30	04/06/14	Jamaada al Thaani 5		3 Jamaada al Thaani - Martyrdom Sayyida Fatima Zehar (S.A)
31	04/13/14	Jamaada al Thaani 12		10 Jamaada al Thaani - Battle of Mu'ta & Maryrdom of Jaafar al Tayyar 8 AH
32	04/20/14	Jamaada al Thaani 19		<b>20 Jamaada al Thaani - Birthday Sayyida Fatima Zehra S.A.</b>
33	04/27/14	Jamaada al Thaani 26		26 Jamaada al Thaani - Martyrdom Imam Ali un Naqi (A.S.)
34	05/04/14	Rajab 4		<b>1st Rajab - Birthday 5th Imam Ali un Naqi (A.S.)Mohammad Baqir (AS)</b>
35	05/11/14	Rajab 11	<b>FINALS</b>	<b>13th Rajab - Birthday 10th Imam Mohammad Taqi (A.S.)</b>
36	05/18/14	Rajab 18	<b>FINALS</b>	
37	05/25/14	Rajab 25	<b>HOLIDAY</b>	<b>Memorial Day Holiday</b>
38	06/01/14	Shaban 2	<b>RESULTS</b>	<b>RESULTS/GRADUATION PICNIC</b>





DATE	HOMEWORK DETAIL	PARENT'S INITIALS



# Table of Contents

Introduction .....	2
Acknowledgements.....	3
Du'a Before Starting a Lesson .....	4
Syllabus for Book 2.....	6
Objectives for Book 2.....	7

## **Aqāid**

Lesson 1 The Kalima.....	11
Lesson 2 Allah is One.....	13
Lesson 3 Allah Never Dies .....	15
Lesson 4 Allah's Colour .....	21
Lesson 5 Allah Loves Us .....	27
Lesson 6 Exercises.....	33
Lesson 7 The Good Go to Jannah.....	34

## **Fiqh**

Lesson 1 Salāh.....	37
Lesson 2 Islamic Phrases .....	47
Lesson 3 Tasbih az-Zahrā ('a) .....	53
Lesson 4 Exercises.....	54
Lesson 5 Exercises.....	55
Lesson 6 The Islamic Months .....	56
Lesson 7 Exercises.....	59

## **Tārikh**

Lesson 1 The 12 Imāms & 14 Ma'sumeen .....	63
Lesson 2 Exercises.....	65
Lesson 3 Nabi Ibrāhim ('a) .....	67
Lesson 4 Exercises.....	73
Lesson 5 Nabi Yunus ('a) .....	74
Lesson 6 Rasulullāh (s) .....	79
Lesson 7 Exercises.....	92

## **Akhlāq**

Lesson 1 Islamic Expressions.....	95
Lesson 2 Please & Thank You.....	100
Lesson 3 Cleanliness & Table Manners.....	102
Lesson 4 Respect for Parents and Elders .....	108
Lesson 5 Allāh Loves the Brave .....	111
Night of Hijrah .....	113
Lesson 6 Sharing with Others.....	118
Lesson 7 Exercises.....	122



بِسْمِ اللَّهِ الرَّحْمَنِ الرَّحِيمِ

## Introduction

The Book in your hands is part of a twelve-book series named “Sirāt Books”, produced by the ISSC West Madrasah (of Brampton, Canada) as part of their Religious Education (Diniyāt) programme.

Each book consists of 28 lessons: 7 each on Islamic Beliefs (Aqāid), Islamic Laws (Fiqh), Islamic History (Tārikh), and Islamic Ethics (Akhlāq). The first seven books are also supplemented by Workbooks from which teachers can assign exercises either in class or as homework.

The ISSC West Madrasah’s objectives in imparting Islamic education to students as well as their approach and strategy in the creation of these Textbooks, can be reviewed in the “White Paper on Teaching at the Madrasah” available at its website: <http://www.madrasah.ca/>

The Sirāt Textbooks and Workbooks are also accompanied by a Teacher’s DVD and a Quiz Book. The DVD contains media intended to serve as a teaching aid and the Quiz Book covers all Diniyāt key concepts in every Sirāt Textbook. This Quiz Book, it is hoped, will be a great resource for children at home as well as at inter-Madrasah quiz events.

The ISSC West Madrasah hopes to *inshā Allāh* continue developing and enriching the Sirāt Textbooks and their related resources on an annual or bi-annual basis.

Each Sirāt Textbook also has the syllabus and objectives for its own grade printed at the start. Topics that are highly recommended for students to demonstrate proficiency in before the end of the Madrasah year are prefixed with an asterisk (in the syllabus). The ISSC West Madrasah plans to use this as their criterion for promoting students to the next grade.

It is hoped that these Textbooks will *inshā Allāh* not only be of relevance to other Madāris, especially in the North American continent, but will also benefit parents living in places where there is no local Madrasah and they need to home-school their students in Islamic education.

Note: The ISSC West Madrasah’s Islamic education programme consists of two main streams: Qur’ān and Diniyāt. These Sirāt books are related to the Diniyāt stream only. For Qur’ān, please visit our website: <http://www.madrasah.ca/>

Was salām  
Management, ISSC West Madrasah  
Brampton, Ontario (Canada)

## ACKNOWLEDGEMENTS

The ISSC West Madrasah would like to acknowledge the following individuals, institutions and publishers whose works are referred to and/or partially used in the creation of the Sirāt Books:

- Br. Khalil Jaffer : For the creation of the ISSC West Madrasah’s Diniyat Syllabus and the production of all the initial Textbook and Workbook drafts and updates.
- Br. Hasnain Abdulaziz : For all the original artwork produced specifically for the ISSC West Madrasah, including the creation of the Yusuf and Amina characters (and their family members!). Also for the design of all cover pages and ongoing help with other artwork.
- Hujjat Madrasah : Whose Madrasah resources continue to be a valuable resource for many madāris around the world. Ideas and some minimal content has been taken from their website: <http://www.hujjat-workshop.org/>
- Sufi Comics : For all the wonderful, edutaining comics produced by Arif and Ali Vakil (<http://www.vakil.org/category/sufi-comics/>).
- Noor Publishers (Iraq) : For the Al-Anwār series on the history of the Fourteen Ma’sumeen (‘a) in pictures.
- Jamal Publication (Iran) : For stories from their book “Tell me Who is God?” by Gholam Reza Heidary.
- Uruj Andishe Publications (Mashad, Iran) : For picture stories from their book Majmu’at ash-Shams.
- Sharikat an-Nahrayn (Baghdad, Iraq) : For their work that renders Shahid Mutahhari’s book Qisas al-Abrār in pictures.
- All ISSC West Madrasah teachers and volunteers : For their support, review of new content, and ongoing help in the development of lesson plans, worksheets, and so forth.

## DU`A BEFORE STARTING A LESSON

*In Islam, learning and teaching, like other virtuous acts, are `ibādāt – acts of adoration and worship of Almighty Allāh (s.w.t). They have both physical and spiritual aspects.*

*The physical is what we normally do while learning and teaching. The spiritual is when we invoke Allāh, subhānahu wa ta`ala, to purify our souls and give us success in our endeavours. This we can do by performing wudu and reciting a supplication (du`a) before learning and/or teaching.*

*The following is a du`a that can be recited before studying. It is given in the Mafātih al-Jinān of Shaykh `Abbās al-Qummi.*

بِسْمِ اللَّهِ الرَّحْمَنِ الرَّحِيمِ

BISMILLĀHI-RRAḤMĀNI-RRAḤĪM..

*(I begin) in the name of Allāh, the Beneficent, the Merciful*

اللَّهُمَّ صَلِّ عَلَى مُحَمَّدٍ وَآلِ مُحَمَّدٍ

ALLĀHUMMA ṢALLI `ALĀ MUḤAMMADIN WA ĀLI MUḤAMMAD  
*O Allāh, send your blessings on Muḥammad and his household*

اللَّهُمَّ أَخْرِجْنِي مِنْ ظُلُمَاتِ الْوَهْمِ

ALLĀHUMMA AKHRIJNĪ MIN DHULUMĀTIL WAHM  
*O Allāh, remove me from the darkness of ignorance*

وَ أَكْرَمِنِي بِنُورِ الْفَهْمِ

WA AKRIMNĪ BINŪRIL FAHM  
*And favour me with the light of understanding*

اللَّهُمَّ افْتَحْ عَلَيْنَا أَبْوَابَ رَحْمَتِكَ

ALLĀHUMMA-FTAḤ 'ALAYNĀ ABWĀBA RAḤMATIK  
*O Allāh, open for us the doors of Your mercy*

وَ انشُرْ عَلَيْنَا خَزَائِنَ عُلُومِكَ

WANSHUR 'ALAYNĀ KHAZĀINA `ULŪMIK  
*And unfold for us the treasures of Your knowledge*

بِرَحْمَتِكَ يَا أَرْحَمَ الرَّاحِمِينَ

BIRAḤMATIKA YA ARḤAMA-RRĀḤIMĪN  
*By Your mercy, O the most Merciful of the Merciful*

اللَّهُمَّ صَلِّ عَلَى مُحَمَّدٍ وَ آلِ مُحَمَّدٍ

ALLĀHUMMA ṢALLI `ALĀ MUḤAMMADIN WA ĀLI MUḤAMMAD  
*O Allāh, send your blessings on Muḥammad and his household*

## Syllabus for Book 2

Note: The [●] symbol indicates topics the ISSC West Madrasah highly recommends a student to know (and where applicable demonstrate successfully) before he/she is promoted to study the next Book.

Lesson	Aqāid	Fiqh
1	Kalima - correct pronunciation and meaning [●]	Salāh: postures of salāh taught in Book 1 in sequence [●] - Surah al-Fātiha and Ikhlas in group - Dhikr of Ruku and Sujud in group
2	Allāh is one, Ahl al-Kisa are 5, Aimmah are 12, Masumeen are 14, Anbiya are 124,000 [●] - Ahl al-Bayt - the Qur'ān is the Book of Allāh [●]	Recitation, meaning & when to recite Ta'awwudh, Basmalah, Takbir and Salawāt [●]
3	TAWHID – Allāh never dies	Tasbih az-Zahra ('a) with meaning [●]
4	TAWHID – Allāh's colour	<i>Exercises</i>
5	ADALAH - Allāh loves us	<i>Exercises</i>
6	<i>Exercises</i>	Islamic Months [●] - Importance of certain months - The months start and end with the moon (concept of Islam following the lunar calendar)
7	QIYAMAH - Day of Judgement - reward for the good and punishment for the evil. Good Muslims go to Jannah [●]	<i>Exercises</i>

Lesson	Tārikh	Akhlaq
1	Number and names of Imāms and Masumeen ('a)	Islamic Expressions – As-Salām 'alaykum / wa 'alaykum salām – Alhamdulillah – Subhān Allāh - Fi Amānillāh – Inshā Allāh [●]

Lesson	Tārikh	Akhlāq
2	<i>Exercises</i>	Muslims love to say 'Please' and 'Thank You. Jazakumullah.' [●]
3	QASAS AL-ANBIYA - Nabi Ibrahim ('a) and breaking of the idols - Being thrown in the fire	Importance of cleanliness – Washroom manners & Table manners
4	<i>Exercises</i>	Respect for parents, teachers and elders
5	QASAS AL-ANBIYA - Nabi Yunus ('a) and the fish	Allāh loves the Brave
6	SIRAH - Rasulullāh (s)	Sharing with Others
7	<i>Exercises</i>	<i>Exercises</i>

## Objectives for Book 2

At the end of the year the student should:

### For Aqāid

- have memorized the Kalima and is able to recite it with its meaning in English on his/her own (not in a group)
- know Allāh is One, He never dies. Allāh loves us very much.
- know there are 124,000 prophets. The first prophet is Nabi Adam ('a) and the last prophet is Prophet Muhammad (s)
- know there are 12 Imāms and that the Imāms are the family of Prophet Muhammad (s). The student should also know there are 14 Masumeen and who the Ahl al-Kisa are.
- know the Qur'ān is the Book of Allāh. We must love and respect and follow the Qur'ān. The Qur'ān was sent to Prophet Muhammad (s) to guide all human beings
- have some basic appreciation that after the world ends, Allāh will bring everyone back to life and all the good will go to Jannah and all the bad will go to Jahannam

### For Fiqh

- know the ta'awwudh, basmalah, takbir and salawāt with their English translation

- (b) know the sequence in which the postures of salāh take place. The student should also be able to recite Surah al-Fātiha and al-Ikhlās together with others as well as the dhikr of ruku and sujud.
- (c) know how to use a rosary (tasbeeh) i.e. where to start and stop each dhikr - Allāhu Akbar, Alhamdulillah and Subhān Allāh - and knows the meaning of each dhikr
- (d) be able to repeat from memory and unaided, the names of the 12 Islamic months. The student should also know major events in some of the Islamic months. The student should have a basic understanding that Islam months start with a new moon

#### For Tārikh

- (a) know the names of the 12 Imāms (even as a poem)
- (b) know the story of Nabi Ibrahim ('a) breaking the idols, being thrown in the fire and being saved by Allāh
- (c) know the story of Nabi Yunus ('a) and the fish
- (d) be aware of highlights from the life story (sirah) of Rasulullāh (s)

#### For Akhlāq

- (a) know the importance of saying as-salām alaykum when meeting others and the reply to it (wa alaykum salām)
- (b) know the importance of using phrases like Alhamdulillah, Māshā Allāh, and Fi Amānillāh instead of 'hi', 'wow', and 'bye'
- (c) be habituated to use inshā Allāh whenever discussing future plans
- (d) be habituated to say please before asking for something and 'Thank you. jazākumullah' when something is done for him/her
- (e) know basic washroom and table etiquette in Islam
- (f) understand the importance of respect for parents, teachers and elders in Islam
- (g) know the importance of sharing with others

# **Aqaid** **(Beliefs)**





# Lesson 1

## The Kalima

Memorize the Kalima:

لَا إِلَهَ إِلَّا اللَّهُ

Lā ilāha ilallāh  
There is no god but Allāh

مُحَمَّدٌ رَسُولُ اللَّهِ

Muhammadur Rasulullāh  
Muhammad is the Messenger of Allāh

عَلِيٌّ وَوَلِيُّ اللَّهِ

Aliyyun Waliyullāh  
Ali is a Special Friend of Allāh

وَصِيُّ رَسُوْلِ اللهِ

Wasiyyu Rasulillāh  
Ali is the representative of Rasulullāh

وَ خَلِيْفَتُهُ بِلا فَصْلِ

Wa Khalifatahu bilā fasl  
and his immediate successor

## Lesson 2

# Allah is One

Allāh is One. He made us all and He made the whole universe. There is no other god besides Allāh. We worship no one but Allāh.

Allāh sent one hundred and twenty four thousand (124,000) prophets to guide us. Prophets are called *Anbiya* and one prophet is called a Nabi.

The first Prophet of Allāh is Nabi Adam (‘a). The last prophet of Allāh is Rasulullāh Muhammad (s).

Allāh sent Rasulullāh (s) with the Qur’ān. The Qur’ān is the Book of Allāh. It tells us everything about Allāh and what Allāh wants us to do and what He does not want us do.

After Rasulullāh (s), Allāh sent us twelve Imāms to guide us and to teach us the Qur’ān. The first Imām is Imām Ali bin Abi Talib (‘a). The last Imām is Imām al-Hujjah al-Mahdi (‘atfs). Imām al-Hujjah al-Mahdi (‘atfs) is our living Imām. When we remember him and say salām to him, we should stand up and bow our heads with our right hand on our head, out of respect for him.

The twelve Imāms and the daughter of Rasulullāh (s) – Sayyida Fātima az-Zahra (‘a) are our guides after Rasulullāh (s). They are also the family of Rasulullāh (s) and are called the Ahl al-Bayt (‘s).

Rasulullāh (s) and the Ahl al-Bayt ('a) are together called the 14 Ma'sumeen ('a).

Rasulullāh (s) + Sayyida Fātima az-Zahra ('a) + Twelve Imāms = 14 Ma'sumeen ('a).

Our First Imām, Imām Ali bin Abi Talib ('a), married Sayyida Fātima az-Zahra ('a), the daughter of Rasulullāh (s). And their two sons – Imām Hasan ('a) and Imām Husayn ('a) are our 2<sup>nd</sup> and 3<sup>rd</sup> Imāms.



Rasulullāh (s), Sayyida Fātima ('a), Imām Ali ('a), Imām Hasan ('a) and Imām Husayn (a') are called the five Ahl al-Kisa.

Can you answer the following questions now?



1. Who is the only God who made the whole world and the whole universe?
2. Who should we worship only and no one else besides Him?
3. How many *anbiya* did Allāh send?
4. Who is the first Nabi and who is the last Nabi?
5. How many Imāms are there in Islam?
6. Who is the first Imām and who is the last Imām?
7. Who are the 14 Ma'sumeen?
8. Who are the Ahl al-Bayt?
9. Who are the Ahl al-Kisa?

# Lesson 3



## Allah Never Dies























Allah created everything. He gives life to all creatures and He causes them to die one day. But Allah never dies. He is more powerful than anything you can think of.



Allah gave us everything we enjoy in life. There is no god but Allah. Allah is always alive and will always remain alive. Allah will never die.

وَتَوَكَّلْ عَلَى الْحَيِّ



الَّذِي لَا يَمُوتُ

Put Your Trust  
in the Living  
One (Allah),  
Who never  
dies



Surah al-Furqān, 25:58

# Lesson 4



## Allah's Colour















So you now know that when something is not visible, it has no colour.  
Allah is like this also. Allah can never be seen. He created all the  
colours but Allah does not have a colour.




But Allah tells us in the Qur'an to  
colour ourselves with His colour.  
So what is the colour of Allah? The  
colour of Allah is to believe in  
Allah and to always be good.



For example, when you say your salah, you have the colour of Allah in your heart. If you help your mommy or read the Qur'an or help others, you are always colouring your heart with the colour of Allah!



The colour of Allah is not red or blue or green or white or black. The colour of Allah means obeying Allah and being kind and helpful to others. That is the most beautiful colour in the world! So when you are nice or help someone, say, "Thank you Allah for colouring my heart with Your colour!"





صِبْغَةَ اللَّهِ وَمَنْ



أَحْسَنُ مِنْ اللَّهِ صِبْغَةَ

The Colour of  
Allah. And  
who colours  
better than  
Allah?

Surah al-Baqara, 2:138

# Lesson 5



## Allah Loves Us






















وَاللَّهُ يُحِبُّ

الْمُحْسِنِينَ

Allah Loves  
Those Who  
Do Good

Surah al-Māidah, 5:93

# Lesson 6

## Exercises

This page has been left blank intentionally as a placeholder for activities.  
Please see the accompanying Workbook for Exercises and Activity Sheets



## Lesson 7

# The Good Go to Jannah

One day, everyone in the world will die and the whole world will come to an end. Then Allāh will bring everyone back to life. This will be the Day of Judgement (Yaum al-Qiyāmah).

Allāh tells us in the Qur'ān about everything that will happen on Yaum al-Qiyāmah.

When we do good or bad in this world, Allāh is recording everything in a Book. On Yaum al-Qiyāmah, Allāh will show us our Book of good and bad deeds.

Then Allāh will judge everyone and what they did in this world. All the good people who worshipped Allāh and listened to their parents, helped others and followed Rasulullāh (s), the Ahl al-Bayt ('a) and the Qur'ān will go and live forever and ever in a beautiful place called Jannah.

And all the evil people will go to Jahannam (Hellfire), which is a place where only very bad people will live.

Every time we pray to Allāh, we should ask Him to forgive us our mistakes and to make us live in Jannah near Rasulullāh (s) and the Ahl al-Bayt ('a) so that we can always be happy, forever and ever.

# **Fiqh** **(Laws)**



# Lesson 1

## Saláh


In Book 1 we learnt the following postures of Salāh: Takbirat al-Ihrām, qiyām, qunút, rukú', sajdah and julús.

Now we must learn to do all this together and in the right order. When we wish to pray salāh, here is how we do it:

### FIRST RAK'AH

1. Stand up facing qibla.
2. Make your intention (niyyah). This means to say, 'I am praying salāh *qurbatan ilallāh*'.
3. Raise your hands to your ears and say **Allāhu Akbar!** This is called **Takbirat al-Ihrām**.


## Takbirat al-Ihrām



Takbirat al-Ihram is the first ‘Allāhu Akbar’ you say in salāh. It means the salāh has begun.

4. Then put your arms down and your hands on your thighs and stand still without moving. This is called **Qiyām**. Now recite Surah al-Hamd and Surah al-Ikhlās. This is called **Qirā’ah**. (Teacher to help the students recite the surahs all together.)


## Qiyām & Qirā'ah



During qiyām and qirā'ah, boys keep their legs slightly apart. Girls stand with their legs together. Both boys and girls should look down at the turbah during qiyām and qirā'ah.


5. Then do the takbir again. Raise your hands to your ears and say **Allāhu Akbar!**

## Takbir



6. Bow down to **Rukú** (Students to recite *dhikr* of rukú together with teacher).

## Rukú



When boys do rukú, they keep their legs slightly apart. Boys should keep their backs and knees straight and place their palms on their knees with their elbows slight bent outwards.


Girls should keep their legs together. Girls bend their backs a little less than boys and keep their palms just above their knees.

We keep our fingers together during rukú.




## 7. Stand up and do the takbir again

Takbir



8. Go down to **Sajdah** (Students to recite *dhikr* of sajdah together with teacher).

## Sajdah



In sajdah, the fingers should be straight pointing towards qibla. The forehead should be on the turbah. The knees should be on the ground.

For boys, the elbows should be up and slightly away from the body. Boys keep their feet slightly apart with the big toe touching the ground.

For girls the elbows should touch the ground and be close to the body. Girls keep their feet together with the big toe touching the ground.


9. Sit up for **julús**. Place palms on thighs with fingers together and still look down. Wait for a few seconds and to do takbir again (whilst sitting).<sup>1</sup>

### Julús



10. Go to Sajdah (Students to recite *dhikr* of sajdah together with teacher).

### Sajdah



---

<sup>1</sup> Note: Teacher may add recitation of *istighfār* between the two sajdahs if not too much for students.

11. Sit up again (julús).

Julús



## SECOND RAK'AH

- a. Stand up again for Qiyām and recite Surah al-Hamd and surah al-Ikhlās (all together with the teacher).
- b. Takbir
- c. Recite the Qunút**

## Qunút



- d. **Takbir** and go to **Rukú**.
- e. Stand up. **Takbir** again.
- f. Go into **Sajdah**.
- g. Sit up (**julús**). **Takbir** whilst sitting. **Takbir** again whilst still sitting.
- h. Go into **Sajdah** again.
- i. Sit up. Your teacher will recite the **Tashahhud** and **Salām** with you.
- j. Do the **Takbir** three times whilst sitting.
- k. Recite **salawāt**.



## Lesson 2

# Islamic Phrases

Learn the following phrases:

- (a) With their meaning, and
- (b) When to recite them

أَعُوذُ بِاللَّهِ مِنَ الشَّيْطَانِ الرَّجِيمِ

Audhu Billahi Min ash-Shaytanir Rajeem

Meaning: I ask Allah to protect me from the cursed Shaytan

**When to recite:**

**Before reciting Qur'an. Whenever we want Allāh to protect us.**

بِسْمِ اللَّهِ الرَّحْمَنِ الرَّحِيمِ

Bismillāhir Rahmánir Rahím

Meaning: I begin in the name of Allāh, the Kind and the Merciful

**When to recite:**

**Before we start doing anything. Especially before we start eating our food.**

Allāh is very Kind and Merciful.

He has given us so many things.

He takes care of us. He loves us.

By starting everything with His Name, we remind ourselves that

He is watching us and that He will help us.

اللَّهُ أَكْبَرُ

Allāhu Akbar

Meaning: Allāh is greater than everything!

**When to recite:**

**In our salāh; in tasbih; and whenever we see or hear something great and wonderful!**

Allāh made everything.

He made the earth and the sky.

He made the sun and the moon.

He made all of us, you, me, our mommy, daddy and everyone else.

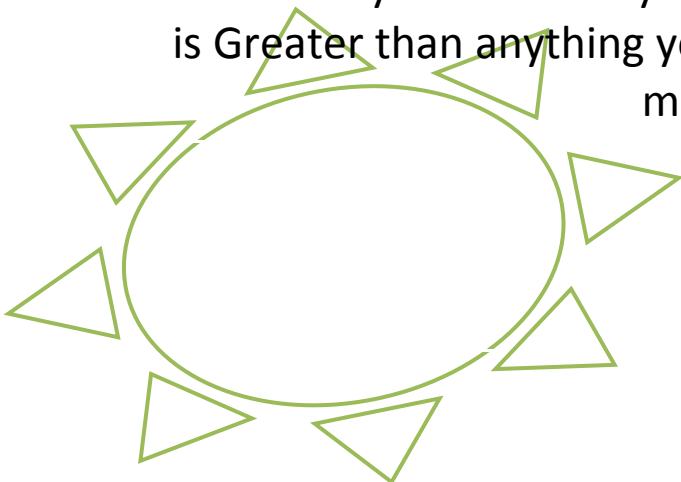
He made all the animals. He made the trees and the flowers.

He is the Maker of everything.

He is the Greatest.

There is no one Greater than Allāh!

So whenever you see or hear something great and wonderful you should say: **Allāhu Akbar** - because Allāh is Greater than anything you can see or hear and even more.



اللَّهُمَّ صَلِّ عَلَى مُحَمَّدٍ وَآلِ مُحَمَّدٍ

Allāhumma salli ‘ala Muhammadin wa Aali Muhammad  
Meaning: O Allāh, bless Prophet Muhammad and his family

**When to recite:**

**Whenever we hear the name of Prophet Muhammad (s) or his family (Ahl al-Bayt) (‘a); in qunút; when we finish salāh; and before and after we recite the tasbih.**

The family of Rasulullāh (s) is called his Ahl al-Bayt. The Ahl al-Bayt are Sayyida Fatima (‘a), the daughter of Rasulullāh (s) and the twelve Imāms (‘a).

Rasulullāh (s) together with his family (the Ahl al-Bayt (‘a)) are known as the fourteen Ma’sumeen (‘a).

The 14 Ma’sumeen are:

Rasulullāh Muhammad (s)

The first Imām, Imām Ali (‘a).

The daughter of Rasulullāh, Sayyida Fatima (‘a).

And the 11 Imāms from the children of Imām Ali (‘a) and Sayyida Fatima (‘a).

Allāh sent Prophet Muhammad (s) as His Last Prophet and He sent the 14 Ma'sumeen ('a) to guide all human beings. The 14 Ma'sumeen ('a) went through a lot of trouble for us because they love us and want us to be good Muslims. Whenever you hear the name of Rasulullāh (s) or his Ahl al-Bayt ('a) you should recite salawāt. Allāh also tells us in the Qur'ān that we should recite the salawāt.

When you hear the name of the last Imām, Imām al-Mahdi ('atfs) you should stand up, put your right hand on your head, bow your head a little and then recite salawāt. This is because he is our present Imām.

When you are sitting by yourself, or trying to fall asleep at night, you should try and recite as many salawāt as you can.

When you recite salawāt you ask Allāh to send His blessings to Rasulullāh (s) and his Ahl al-Bayt ('a). Allāh loves those who love Rasulullāh (s) and his Ahl al-Bayt ('a). Even the angels cannot count how much thawāb a person gets when he or she recites salawāt!



Remember:

Ta'awwudh is to say:

أَعُوذُ بِاللَّهِ مِنَ الشَّيْطَانِ الرَّجِيمِ

Basmalah is to say:

بِسْمِ اللَّهِ الرَّحْمَنِ الرَّحِيمِ

Takbir is to say:

اللَّهُ أَكْبَرُ

Salawāt is to say:

اللَّهُمَّ صَلِّ عَلَى مُحَمَّدٍ وَآلِ مُحَمَّدٍ

## Lesson 3

### Tasbīh az-Zahrā ('a)

Whenever we finish praying salāh, we should recite the tasbih of Sayyida Fātima az-Zahrā ('alayha salām). Sayyida Fātima az-Zahrā ('alayha salām) is the only daughter of Prophet Muhammad (Allāhuma salli 'ala Muhammadin wa Aali Muhammad!). Her father taught this tasbih to her.



1. Recite salawāt
2. Recite 34 times **Allāhu Akbar** - Allāh is greater than everything!
3. Recite 33 times **Alhamdulillah** - Thank you Allāh!
4. Recite 33 times **SubhanAllāh** - All praise is for Allāh!
5. Recite salawāt



#### Exercise:

Can you pray a two-rak'ah salāh and then recite Tasbih az-Zahrā ('a)?

## Lesson 4

### Exercises

1. As a class activity, every child can make his/her own tasbih using some fishing line and big shiny beads. If the activity is not completed in class, the child should take it home and complete it.
2. Alternatively, this lesson can be used to practice postures of Salāh and reciting the tasbih, and each child can be given their own ready-made tasbih. The tasbih should have a 100 beads and not the shortened 33-bead tasbih. The teacher should identify and approve the tasbih to be given to children as gifts (they should have large beads, be easy to use and if possible shiny/colourful). Each child should be encouraged to keep their tasbih by their bedside and to form a habit of reciting one tasbih before bed every night. This can be sent as homework or as a note to the parents.

# Lesson 5

## Exercises

More exercises on Lessons 1-3 (from the Student Workbook).

Note: If this is the age when girls are asked to wear a scarf at madrasah, introduce wearing of prayer caps for boys. The caps can be kept at madrasah so they are not lost but the concept of wearing a prayer cap should be introduced to boys at the same time as scarves for girls so that the boys continue to wear it as uniform at the madrasah until they are older and graduate.

Teachers can also discuss with their Diniyāt Coordinators the idea of introducing the prayer cap for male teachers as well, during madrasah sessions. This is an example of how theoretical knowledge can be practised at the madrasah and the diniyāt teachings come to life!

## Lesson 6

# The Islamic Months

Learn the Names of the Islamic Months and what happens in some of them:

- 1. Muharram** First month of Islam. Muslims are sad in Muharram because Imām Husayn (‘a) became shahíd (was martyred) in Karbala on the 10<sup>th</sup> day of this month, the Day of Ashura.
- 2. Safar** Muslims are sad because Rasulullāh (s) passed away in this month.
- 3. Rabi ul Awwal** The month Rasulullāh (s) was born.
- 4. Rabi ul Thāni**
- 5. Jamadi ul Ula**
- 6. Jamadi ul Ukhra**
- 7. Rajab**
- 8. Sha’bān** The month Imām al-Mahdi (‘atfs) was born.
- 9. Ramadān** The month when Muslims fast.
- 10. Shawwāl** Muslims celebrate ‘Eid al-Fitr.
- 11. Dhul Qa’ada**
- 12. Dhul Hijjah** The last month in Islam. Muslims go to Makkah for Hajj in this month. Muslims celebrate ‘Eid al-Ad-ha.



## The Moon and the Islamic Months

The Islamic months start every time there is a new moon.

A new moon is called a crescent (hilāl in Arabic) and looks like this:



Every night the moon grows bigger and bigger...



Until it becomes a full moon in the middle of the Islamic month and looks like this:



Then the moon starts to shrink again....



Until it is very small again:



And then it disappears. When the moon disappears it means the month has ended.

When you see a new moon, you should say: “O Allāh, bless us in this month and keep us safe. Allāhumma ṣalli ‘ala Muhammadin wa Āli Muhammad.”

# Lesson 7

## Exercises

Listen to and learn the poem 'These are the months in Islam' (Teacher's DVD).

Activity Idea: Students can recite this poem as a group during a regular event at the local masjid.

### POEM

#### These are the Months in Islam

Muharram, Safar, Rabi ul-Awwal, Rabi uth-Thāni,  
these are the months in Islam

Jamadil Ula, Jamadil Ukhra, Rajab and Sha'bān

Ramadān, Ramadān, Ramadān and Shawwāl

Dhul Qa'ada and Dhul Hijjah, these are the months  
in Islam



# TARIKH (History)





# Lesson 1

## The 12 Imāms & 14 Ma'sumeen

Allāh sent 124,000 messengers to teach us what is good and what is bad so that we can do what will make Allāh happy with us and we can go to Jannah and live there happily forever.

The last messenger is Rasulullāh (s). After Rasulullāh (s), Allāh gave us 12 Imāms and Sayyida Fatima az-Zahra ('a), the daughter of Rasulullāh (s), to guide us and teach us the Qur'ān and what is halāl (allowed) and harām (not allowed) in Islam.

The 12 Imāms and Sayyida Fātima az-Zahra ('a) are the family of Rasulullāh (s). They are called the Ahl al-Bayt ('a) of Rasulullāh (s). And all together they are called the 14 ma'sumeen ('a).

So the 14 fourteen ma'sumeen ('a) are:

- |                                |       |
|--------------------------------|-------|
| ▪ Rasulullāh Muhammad (s)      | 1     |
| ▪ Sayyida Fātima az-Zahra ('a) | 1     |
| ▪ And 12 Imāms                 | + 12  |
|                                | ----- |
|                                | = 14  |
|                                | ----- |

Now let us learn the names of the 12 Imāms.

## Our 12 Imāms

- 1 Imām Ali (‘alayhi salām)
- 2 Imām Hasan (‘alayhi salām)
- 3 Imām Husayn (‘alayhi salām)
- 4 Imām Ali Zayn al-Abidin (‘alayhi salām)
- 5 Imām Muhammad al-Bāqir (‘alayhi salām)
- 6 Imām Ja’far as-Sādiq (‘alayhi salām)
- 7 Imām Musa al-Kādhim (‘alayhi salām)
- 8 Imām Ali ar-Ridā (‘alayhi salām)
- 9 Imām Muhammad al-Jawād (‘alayhi salām)
- 10 Imām Ali al-Hādi (‘alayhi salām)
- 11 Imām Hasan al-Askari (‘alayhi salām)
- 12 Imām Mahdi Sahib az-Zamān (‘ajjalallāhu dhuhurahu)**

+

Rasulullāh Muhammad (salallāhu ‘alayhi wa ālihi wa salām)

+

Sayyida Fātima az-Zahra (‘alayha salām)

=

14 Ma’sumeen (‘alayhim as-salām)!

Our Living Imām is the twelfth Imām  
Imām Mahdi Sahib az-Zamān (‘ajjalallāhu dhuhurahu)  
Whenever we remember his name, we should stand up and put our  
hand on our head to show respect for him

# Lesson 2

## Exercises

### Class Activity:

Listen to the nasheed 'There are 12 Imāms in Islam' on the Teacher's DVD. Then recite the nasheed with the words as given below until you have memorized it.

### Poem

### There are 12 Imāms in Islam

There are 12 Imāms  
 There are 12 Imāms  
 There are 12 Imāms in Islam      x2

Imām Ali al-Murtada, Imām Hasan al-Mujtaba, Imām Husayn,  
 alayhim as-salām

Imām Ali Zayn al-Abidin, Imām Muhammad al-Bāqir, Imām  
 Ja'far as-Sādiq, alayhim as-salām

There are 12 Imāms  
 There are 12 Imāms  
 There are 12 Imāms in Islam      x2

Imām Musa al-Kādhim, Imām Ali ar-Rida, Imām Muhammad al-  
 Jawād, alayhim as-salām

Imām Ali al-Hādi, Imām Hasan al-Askari, Imām al-Mahdi,  
 alayhim as-salām

He's our living Imām  
He's our living Imām  
He's our living Imām in Islam x2

There are 12 Imāms  
There are 12 Imāms  
There are 12 Imāms in Islam x2

Note to Teacher: Whenever students mention the name of a Nabi or Imām, insist that they follow it with “alayhis salām”. In the case of Rasulullāh (s), they must say “sallallāhu ‘alayhi wa ālihi” after his name and in the case of Sayyida Fātima az-Zahra (‘a), they should always say, “alayhas salām” after her mention.



## Lesson 3

### Nabí Ibráhím ('a)

Many years after the flood of Nabi Nuh ('a), people forgot the message of Islam and began worshipping idols again.

So Allāh sent Nabi Ibrāhím ('a) to guide the people. From the time he was a young child, Nabi Ibrahim ('a) never



worshipped any idol and always told the people not to bow before anything or anyone except Allāh.

Nabi Ibrāhím ('a) was very kind-hearted and polite and he loved Allāh very much. He was also very generous and loved to bring guests to his home and feed them. Allāh was so pleased with Nabi Ibrahim ('a) that He made him His best friend. A friend in Arabic is called 'Khalil'. So Nabi Ibrahim ('a) was called Khalilullāh, which means 'The Friend of Allāh'.

When Nabi Ibrāhím ('a) was growing up, his uncle Azar looked after him because his father was not alive. Azar was not a nice man. He used to make idols for people to worship. One day, when Nabi Ibrāhím ('a) was a young

boy, Azar told him to go and sell some idols in the market. But Nabi Ibrahim (‘a) only believed in Allāh and hated idols. So he tied a rope around the neck of some idols and dragged them through the dirt on the road to the market and he called out to the people, ‘Come and buy these useless idols who cannot do any good or harm to anyone. Come and buy these useless idols!’

The people looked at the dirty idols and were angry because Nabi Ibrāhim (‘a) was disrespecting their gods. So they complained to Azar and Nabi Ibrāhim (‘a) was not allowed to sell idols anymore. So he was very happy.

The people in the town of Nabi Ibrāhim (‘a) did not like him because he was always speaking against the idols they worshipped.




One day when all the people had gone out of the town to celebrate a festival, Nabi Ibrahim (‘a) went to the temple where

they kept all the statues. He broke all of them except the biggest one and he tied his axe around its neck.

When the people came back, they were shocked to see their gods broken into pieces. ‘Who broke our gods?’ they cried angrily. ‘It must be Ibrāhim!’ said one of them, ‘He is always speaking against our gods!’

‘Bring him here so we can question him!’ demanded the temple priest. And so the people caught Nabi Ibrāhim (‘a) and brought him to the temple to question him.



‘Did you do this Ibrahīm?’ they demanded. And Nabi Ibrāhīm (‘a) pointed to the big idol with the axe around its neck and said, ‘Ask this

one. He has the axe!’

The people knew that the idols were just made of stone and could not speak or say anything. So they hung their heads down in shame and said, ‘You know the idols cannot speak or defend themselves.’

So Nabi Ibrahīm (‘a) asked them, ‘If you know all this then why do you pray to something made of stone and something that is so powerless and weak?’

Nabi Ibrahīm (‘a) laughed at them and asked them why they worshipped such gods who were so helpless and

could not even defend themselves? Even if a fly sat on the nose of their gods, they could not do anything! How foolish they were to call pieces of stones 'god' and to worship the sun and the moon and stars!

Now the people did not have an answer. But they were



very angry. So they went to King Namrud and asked him to punish Nabi Ibrāhim ('a). King Namrud decided to throw Nabi Ibrāhim ('a)

in a huge fire. He asked everyone to collect lots and lots of wood and they built a big pile of firewood. Then they lit it and it became a huge fire. And they began to shout, 'Burn Ibrahim! Kill him! So that our idol gods will be happy with us again!'

Nabi Ibrāhim ('a) tried to tell them to believe in Allāh and to worship Allāh only. Allāh created the world. He has power over everything. Allāh does not have a body. He is everywhere. He can hear and see everything we do and He can answer our prayers when we pray to Him.

But the people refused to listen to Nabi Ibrāhim ('a). As the bright flames leapt up into the air, Nabi Ibrahim ('a)

was not afraid. He knew Allāh was with him all the time and would protect him.

Finally the people put Nabi Ibrahim (‘a) in a huge catapult and threw him into the fire. As Nabi Ibrahim (‘a) flew in the air towards the fire, Allāh commanded the fire: ‘O fire! Be cool and safe for Ibrahim!’

Then a miracle happened. Instead of burning Nabi Ibrahim (‘a), the fire became cool and safe for him. And he came out without any harm. The people were amazed to see this and knew Nabi Ibrāhim (‘a) was right and they were wrong.

What do we learn from this story? We learn that when we have true faith in Allāh, He will always protect us.

King Namrud then asked Nabi Ibrāhim (‘a) to leave his country and never to come back. And so Nabi Ibrāhim (‘a) left with his family including his wife Sarah, and his cousin Nabi Lut (‘a) and they went and lived in the land of Palestine.

Can you answer these questions?

1. When Nabi Ibrāhim (‘a) was a young boy and his uncle told him to sell idols in the market, what did Nabi Ibrahim (‘a) do so he wouldn’t have to sell idols?



2. What did Nabi Ibrahim (‘a) reply when people asked him if he broke the idols?
3. How did King Namrud decide to punish Nabi Ibrāhim (‘a)?
4. What happened when Nabi Ibrāhim (‘a) was thrown in the hot fire?

# Lesson 4

## Exercises


This page has been left blank intentionally as a placeholder for activities.  
Please see the accompanying Workbook for Exercises and Activity Sheets

## Lesson 5

### Nabí Yunus (‘a)

A very long time ago, in the city of Nineveh (in Iraq) Allāh sent a Nabi called Yunus to guide the people there.

The people of Nineveh were very rich and had



everything they needed in life so they refused to listen to Nabi Yunus (‘a). He told them to worship Allāh only and not to disobey Allāh but they would not listen to


him. Instead of worshipping Allāh they used to worship idols and offer sacrifices to them and pray to the idols.

Finally, when they refused to change, Allāh told Nabi Yunus (‘a) that He would send a punishment on the people of Nineveh. Nabi Yunus (‘a) warned his people about it but they just laughed at him. So Nabi Yunus (‘a) left them and went out to another place where ships sailed to far away lands. Nabi Yunus (‘a) got on one of the ships and decided to go somewhere far away.

But Allāh did not want Nabi Yunus (‘a) to leave his people and go away. So as soon as the ship got out to

the seas, there was a terrible storm. Strong winds blew and huge waves began hitting the ship and everyone was afraid they would drown.

Nabi Yunus (‘a) realized the storm was because Allāh did not want him to leave Nineveh. So he told the people in the ship to throw him into the sea and the storm would pass away and they would be saved.




At first the people refused but finally they were so scared of the storm that they agreed. And so Nabi Yunus (‘a) was tossed into the raging sea. As soon as he fell

into the sea, a big fish, like a whale, came up and swallowed Nabi Yunus (‘a) alive.


Nabi Yunus (‘a) did not drown or die but he was inside the belly of the fish! And it was dark and lonely inside the fish. Nabi Yunus (‘a) now began praying to Allāh to save him. Day and night he prayed to Allāh saying, *‘lā ilāha illa anta subhanaka inni kuntu min adh-dhālimeen’*. Allāh loved the tasbih of Nabi Yunus (‘a) very much. The big fish went near the seashore and threw Nabi Yunus (‘a) out and left him on the beach.

Whenever we are in trouble, we can also recite this tasbih again and again and Allāh will help us. (Can you memorize the Tasbih Yunusiyya?)



In the meantime, while Nabi Yunus (‘a) was gone, the people of Nineveh saw some dark and black clouds coming towards them and they knew it was the punishment that Allāh had promised to send them. They were all scared and decided to say sorry to Allāh and to ask Him to forgive them. So all the men and women and children went out of their homes and gathered together under the open sky and began praying to Allāh. *‘Astaghfirullah Rabbi wa atubu ilayh!’* they cried out, asking Allāh for forgiveness.

Allāh is very kind and loving. Because the people were really sorry, Allāh forgave them. The black clouds went away and the people were very happy. But they were still very sad because Nabi Yunus (‘a) had left them.



When Nabi Yunus ('a) came out of the belly of the fish, he was very tired, weak and sick. So he just sat on the beach helplessly. Allāh made a tree grow near him that gave him shade and some delicious fruits to make

him strong and healthy again.

Finally Nabi Yunus ('a) was strong enough to walk again and he decided to go back to Nineveh and to his people. When the people saw Nabi Yunus ('a) they could not believe their eyes. They were so happy!

Nabi Yunus ('a) told them about his miracle and how a big fish had swallowed him and how Allāh saved him. And the people told Nabi Yunus ('a) how Allāh had saved them



from punishment because they had asked Him for forgiveness. They all thanked Allāh for His kindness and His love. 'Thank you Allāh!' they all said.



And from then on, they all listened to whatever Nabi Yunus (‘a) told them to do. They all believed in Allāh and worshipped Him and they decided never to sin and disobey Allāh again.

We learn from the story of Nabi Yunus (‘a) and from the people of Nineveh that we should never lose hope in Allāh’s mercy. Even if we are in the dark belly of a fish under the sea or we see black clouds of danger, if we ask Allāh for help even at the last moment, He will always help us because He loves us very, very much!

# Lesson 6

## Rasulullāh (s)

The Final Messenger of Allāh  
**Sayyiduna Muhammad bin Abd Allāh al-Mustafa**  
*sallAllāhu ‘alayhi wa ālihi wa sallam*

Rasulullāh (s) is the last messenger of Allāh. He was born in Makkah on 17<sup>th</sup> Rabi ul Awwal in the Year of the Elephant (Amul Feel) 570 CE. His father is Hadrat Abd Allāh bin Abd al-Muttalib and his mother is Sayyida Amina bint Wahab.



When Rasulullāh (s) was born, many strange things happened in Arabia. The idols fell down and the fire temples broke into pieces.



Rasulullāh (s)'s father died before he was born so Rasulullāh (s) was born an orphan. His grandfather Hadrat Abd al-Muttalib, who was the leader of Makkah, took care of him and loved him very much. In Makkah, when children were born, they used to have a nanny who would take them to the desert and look after them there for two years. The

people who live in the desert are called Bedouins. The Bedouins always wanted to look after children so they could get gifts and rewards but they never wanted to look after orphans who were poor and had no father to pay for them.

A Bedouin woman named Halima came to Makkah looking for a child to take care of. Allāh chose Halima to look after Rasulullāh (s). As soon as Halima saw Rasulullāh (s), she fell in love with the baby orphan and decided she would look after him.

Halima was so happy to have Rasulullāh (s) with her in the desert for two years. After two years, she was sad because it was now time for Rasulullāh (s) to return to his mother in Makkah. So she asked his grandfather Abdul Muttalib if he can stay with her longer. Abdul Muttalib agreed and Halima was very happy.




One day, when Rasulullāh (s) was a young boy, Halima put on new clothes on him and tied a special amulet

around his neck. 'What is this?' asked Rasulullāh. 'This is to protect you from evil,' said Halima. But Rasulullāh (s) knew the amulet had the names of idols in it. So he took it out and refused to wear it. 'I am already protected by Allāh,' he said to his nanny Halima.

When Rasulullāh (s) was six years old, his mother died too. His grandfather Hadrat Abdul Muttalib continued to look after Rasulullāh (s) and he could see that his grandson was very special and had a bright light shining from his face all the time.


After two years, when Rasulullāh (s) was eight years old, his grandfather Abdul Muttalib died. Before he died, Abdul Muttalib asked one of his sons, Hadrat Abu Talib (the father of Imām Ali ('a)) to look after Rasulullāh (s).

And so Rasulullāh (s) moved to the house of Hadrat Abu Talib and began living with him. Hadrat Abu Talib and his wife Sayyida Fatima bint al-Asad were very poor but they loved Rasulullāh (s) more than even their own children. Sometimes when there was very little food in the house, they would feed Rasulullāh (s) first and then their own children. And so Rasulullāh (s) never felt like he was an orphan.





When Rasulullāh (s) grew up to be a young man, even though the people of Makkah worshipped idols and did many bad things, they knew Rasulullāh (s) was different. They used to call him 'As-Sādiq' which means 'The truthful one' and 'Al-Amin' which means 'The trustworthy'. This is because Rasulullāh (s) never said a lie and everyone always trusted him.




Rasulullāh (s) always protected the weak and loved to help the poor and he never worshipped idols like others.

## His Marriage

When Rasulullāh (s) was over twenty years old, he used to go to Syria for business using the camels of Sayyida Khadija ('a) and when he was twenty-five years old he married Sayyida Khadija ('a).



Sayyida Khadija (‘a) was the best wife Rasulullāh (s) ever had. She was kind, generous, and the first woman to believe in the message of her husband Rasulullāh (s) and to support him when others were refusing to believe and support Rasulullāh (s).



Rasulullāh (s) and Sayyida Khadija (‘a) had a daughter. She was Sayyida Fātima az-Zahra (‘a), the only daughter of Rasulullāh (s) and the leader of all the women in the world.

Rasulullāh (s) loved his wife Sayyida Khadija (‘a) and his daughter Sayyida Fātima az-Zahra (‘a) very much.


### **Mab’ath**

Rasulullāh (s) used to love sitting in the Cave of Hira on a mountain outside Makkah where he used to pray to Allāh all day.

When Rasulullāh (s) was forty years old, the angel Jibrāil (‘a) came to him and started reciting the Qur’ān to him. The angel Jibrāil (‘a) told Rasulullāh (s) to now start telling people to stop worshipping idols and to worship Allāh only.




This was on the 27<sup>th</sup> of Rajab in the year 610 CE and it is known as the Mab'ath.



Mab'ath means the day when Rasulullāh (s) started preaching and inviting people to become Muslims.

From the day of Mab'ath, Rasulullāh (s) continued teaching Islam and the Qur'ān to people, for 23 years until he passed away.

At first Rasulullāh (s) only told some people and preached secretly to his family members. A small group of people would gather together in a house and learn about Islam. Sayyida Khadija ('a) was the first woman to believe in Rasulullāh (s) and his message from Allāh. Imām Ali ('a) was only 13 years old but he was the first man to accept and support the message of Rasulullāh (s).



After three years, when many poor people were attracted to Islam, Allāh sent the angel Jibrāil ('a) to tell


Rasulullāh (s) that it was now time to announce the message of Islam in public.

So Rasulullāh (s) went out in the streets and began calling out to everyone, 'There is no god except Allāh. And I am the messenger of Allāh!'



This was not easy because Makkah was full of idols and the rich people of Makkah loved to worship and bow before the idols. So they began to oppose Rasulullāh (s) and to try and stop him. But Hadrat Abu Talib, who was the leader of Makkah and the uncle of Rasulullāh (s) always protected him. No one dared to harm Rasulullāh (s) directly as long as Hadrat Abu Talib was there to protect his nephew, the Messenger of Allāh.


Some of the rich men of Makkah were Abu Jahl and Abu



Sufyan. They came to Hadrat Abu Talib and told him that if Rasulullāh (s) would stop telling people about Islam, they would give him a lot of money.

When Hadrat Abu Talib (a) told Rasulullāh (s) what they had said, Rasulullāh (s) replied, ‘Even if they put the sun in my right hand and the moon in my left hand I will still not stop calling people to Islam!’

Hadrat Abu Talib was very happy to hear this and he said to Rasulullāh (s), ‘Go then, my dear nephew, and preach the message of Allāh. I will always support you and no one can touch you or harm you as long as I am alive.’ This made Rasulullāh (s) very happy and he went out and began telling people about the Qur’ān and about Allāh in the streets of Makkah and near the Ka’bah.



Some people believed in him and some people laughed at Rasulullāh (s) but he never stopped telling them to worship Allāh and to become Muslims.



## Hijrah

After some years, Hadrat Abu Talib ('a) passed away. The new Quraysh leaders of Makkah like Abu Jahl and Abu Sufyan were very happy because they thought they could now easily get rid of Rasulullāh (s).

One night, on the 16<sup>th</sup> of Rabi ul Awwal 622 CE, they got forty strong men to surround Rasulullāh (s)'s house and planned to kill him early morning. The angel Jibrail ('a) came to Rasulullāh (s) and told him to leave Makkah the same night and head towards Madina.

Rasulullāh (s) asked Imām Ali ('a) to sleep in his bed and pretend to be him so that no one would know he had left; and so Imām Ali ('a) slept in place of Rasulullāh (s)




to save his life. Just before Rasulullāh (s) stepped out of his home, Allāh made all the enemies waiting outside to feel drowsy and they fell asleep.

When they woke up in the morning, they rushed into house but only found Imām Ali ('a) sleeping and Rasulullāh (s) was nowhere to be found! In the meantime, Rasulullāh (s) was already out of Makkah and walking towards Madina.

The night when Rasulullāh (s) left Makkah and went to Madina is called the night of Hijrah. Muslims start their calendar from that year.

The city of Madina was called Yathrib before. After Rasulullāh (s) came there, the people welcomed him and were very happy. They became Muslims and they changed the name of their city from Yathrib to Madinat an-Nabi (The City of the Prophet) or in short 'Madina'.



All the people of Madina came out to welcome Rasulullāh (s) and they began to sing:

*Tala'a al-Badru 'alayna min thaniyyat al-wadā'a  
Wajabat ash-shukru 'alayna ma dā'a lillāhi dā'a  
Ayyuhal mab'uthu feena ji'ta bil amril mutā'a  
Ji'ta nawwartal madina marhaban ya khayra dā'a.*

This poem was to welcome Rasulullāh to their city and to thank Allāh for sending His Messenger to their city. You can listen to this nasheed on the Teacher's DVD.

The people of Madina used to fight a lot amongst themselves. But after Rasulullāh (s)'s arrival they all became friends and lived together happily. They built a big masjid together that is still standing today and is called Masjid an-Nabawi (The Prophet's Mosque).

After living in Madina for 10 years, hundreds of thousands of people became Muslims and Rasulullāh (s) went to Makkah for Hajj. Even in the city of Makkah all became Muslims. Rasulullāh (s), Imām Ali ('a) and all the Muslims broke all the idols around the Ka'bah and everyone worshipped Allāh only.

Then the angel Jibrāil ('a) came to Rasulullāh (s) and told him that he would be leaving the world soon. So Rasulullāh (s) gathered thousands of Muslims together and told them he would be leaving them and returning to Allāh very soon. The Muslims were very sad to hear that. But Rasulullāh (s) raised the hand of Imām Ali ('a) and told them that after he was gone, they should follow Imām Ali ('a) and Imām Ali ('a) would be their master after him. Rasulullāh (s) also said to the people:

I am leaving behind two things: the Qur'ān and my  
family, the Ahl al-Bayt ('a).



Rasulullāh (s) told the Muslims that if they hold on to the Qur'ān and the Ahl al-Bayt ('a) then they will always follow the right path and they will go to Jannah. But if they leave the Qur'ān and the Ahl al-Bayt ('a) then they will follow the wrong path.

On 28<sup>th</sup> Safar, 11 years after Hijrah, Rasulullāh (s) passed away and was buried in Madina near his masjid. He was 63 years old.

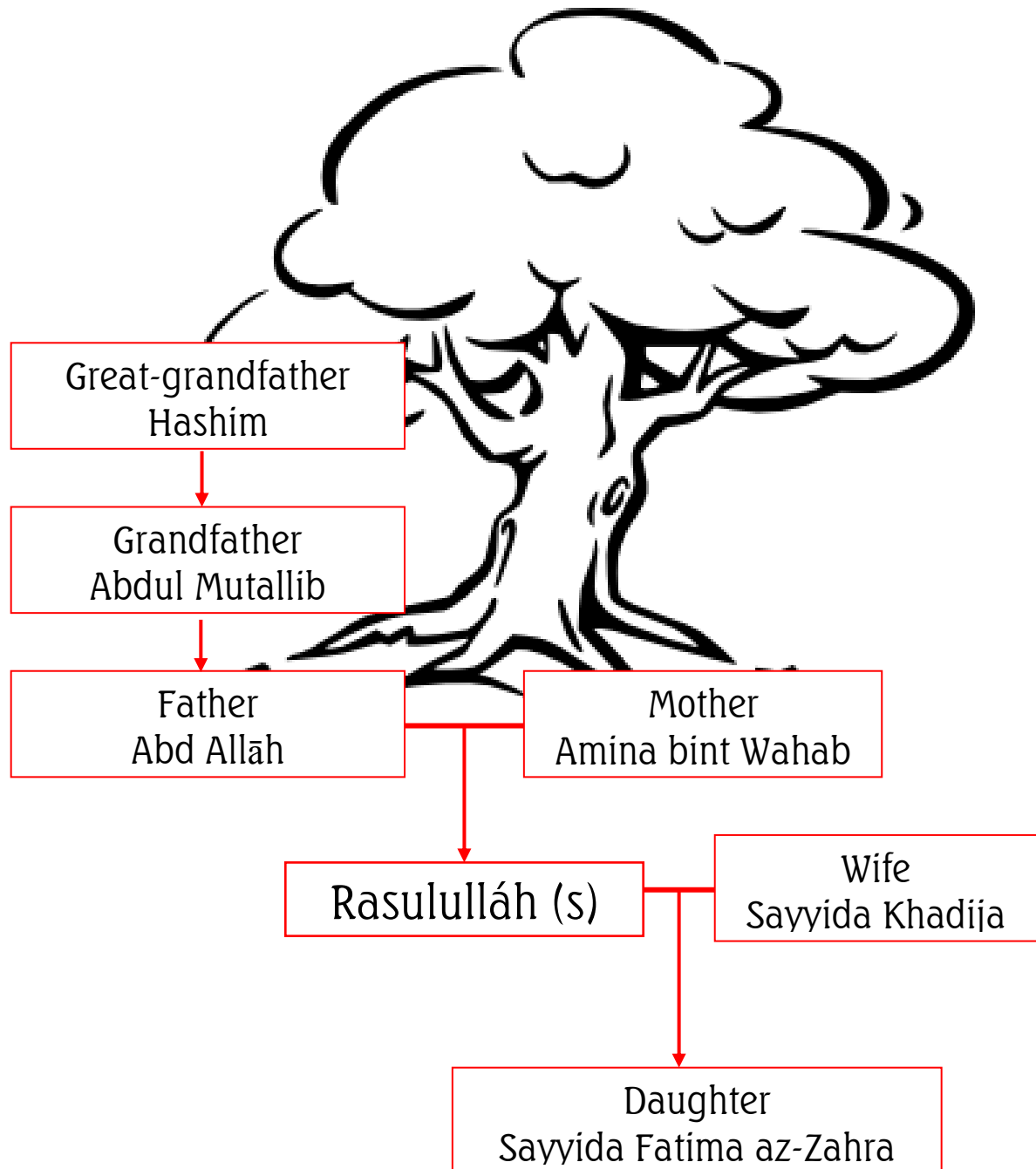
Do you remember Hadith as-Safina from Book 1?

**Hadith as-Safina  
(Hadith of the Ark)**

Rasulullāh (s) said:

“My Ahl al-Bayt ('a) is like the ark of Nabi Nuh ('a). Anyone who joins it will be saved. Anyone who refuses to join it will drown.”

## Rasulullāh (s)'s Family Tree



**Wilādah** : Makkah, 17<sup>th</sup> Rabi ul Awwal, 570 CE  
**Shahādah** : Madina, 28<sup>th</sup> Safar 632 CE (11 AH)

# Lesson 7

## Exercises

This page has been left blank intentionally as a placeholder for activities.  
Please see the accompanying Workbook for Exercises and Activity Sheets

# **AKHLAQ**

## **(Ethics)**



# Lesson 1

## Islamic Expressions

Learn the following phrases and when to use them:

السَّلَامُ عَلَيْكُمْ

As-Salām ‘alaykum

When we meet someone. Instead of ‘Hi!’

وَ عَلَيْكُمْ السَّلَام

Wa ‘alaykum salām

The reply when someone says ‘Salām’ to us.

الْحَمْدُ لِلَّهِ

Al-Hamdu Lilāh

To thank Allāh, when we finish our food and when we sneeze.

سُبْحَانَ اللَّهِ

Subhān Allāh

When we see anything beautiful. Instead of ‘Wow!’



فِي أَمَانٍ لِلَّهِ

Fi Amānil Lāh

When we are leaving. Instead of 'Bye!'

إِنْ شَاءَ اللَّهُ

In shā Allāh

Whenever we plan to do something. For example,  
'Tomorrow I will.... In shā Allāh!'

## AS-SALĀMU 'ALAYKUM

We are Muslims, which means that everything we do is for Allāh. Allāh tells us that all Muslims are like one family and that we should care for each other.

To be nice to our Muslim brothers and sisters, we should always greet them nicely when we see them. This is why we say,

As-Sal mu 'Alaykum!

By saying As-Salāmu 'alaykum (or Salāmun 'alaykum) we are not just saying hello, but we are telling the person that we care about them and we will not hurt them in

any way because *as-Salāmu ‘alaykum* means ‘Peace be on you.’

## Peace Be on You!



When you wake up in the morning the first thing you should do is say *as-Salāmu ‘alaykum* to your mommy and daddy.

When Muslims go to Jannah the first thing they will hear is the voice of angels saying *Salāmun ‘alaykum* to them.

So before you talk to a Muslim you should first say *As-Salāmu ‘alaykum* or *Salāmun ‘alaykum* to them.

When you pick up the telephone, if you find out you are speaking to a Muslim, you should first say *As-Salāmu ‘alaykum* or *Salāmun ‘alaykum*.

When someone says *As-Salāmu Alaykum* to you, you should always answer by saying,

## Wa Alaykum Sal m!

This means,

# And Peace Be on You Too!

That makes us good Muslims, because it means that we love them too. When someone says *As-Salāmu Alaykum* to us, it is *wājib* to reply *Wa Alaykum Salām* to them. *Wājib* means we **HAVE** to do it because Allāh does not like for us not to reply to the *Salām* of a Muslim.



When you see other Muslims, don't wait for them to say salām to you. You should always be the first to greet someone and say salām.

When we finish praying salāh, we should also say Salām to Imām al-Mahdi ('atfs). Even though we can't see or hear him, he always replies us back.

So now you know that whenever you see a Muslim anywhere, you should always say *As-Salāmu 'Alaykum!*

### Activity Ideas:

- Read the Story of **Ali Learns to Say InshAllāh** in the Student Workbook.
- Listen to the nasheed '**I am a Muslim**' (on the Teacher's DVD). This Nasheed teaches 'Bismillah' and 'Alhamdulillah'.
- Listen to the nasheed '**Sing Children of the World**' (on the Teacher's DVD). This nasheed teaches 'SubhānAllāh wal hamdulillah wal Allāhu Akbar.'

## Lesson 2

# Please & Thank You

Today we are going to learn about two special words that Muslims love to say and they are: 'Please' and 'Thank You Jazākumullah'.

When we want something, we should always start with 'Please'. This shows respect and it shows we are asking politely and not demanding. For example, we should not say to our mother, 'Can I have water!' but instead we should say, 'Mommy, please can I have some water.' Or for example, we should not say to our father, 'Dad, buy me this toy.' We should say, 'Dad, please buy me this toy.' Or 'Dad, can you please buy me this toy?'

Everyone loves someone who asks politely and says 'Please' first. No one likes someone who is rude and does not say 'Please'. Even when we ask our friend to help us, we should say 'please'. For example, 'Please Fatima, can you help me tidy up my room?'

And once someone gives us something or helps us, we should never forget to thank them and to ask Allāh to bless them. We can do this by saying, 'Thank you. Jazākumullah.' The word 'jazākumullah' means 'may Allāh reward you'.

Even if a non-Muslim helps us and they don't know Arabic, we should still say, 'thank you'. For example, if someone passes you something you want or if someone

holds the door for you while you pass, always remember to say 'Thank You!'

Allāh loves those who say 'Please' and 'Thank You!'

Class Activity:

Every child in class should be asked to ask another child in class to help him/her do something or to pass something in the room to him/her. The teacher will check if the child said, 'Please' when asking and 'thank you, jazākumullah' after it was given to them.

Play this game until no one forgets to say 'Please' and 'Thank you, Jazākumullah'. A note can be sent to the parents to report the following week if the child is now saying 'Please' and 'Thank You, jazākumullah' constantly at home. And if so, a reward or special 'star' can be awarded to the child.



## Lesson 3

# Cleanliness & Table Manners

### Importance of Cleanliness

Being clean is very important in Islam. Allāh loves those who are clean. We should always wear clean clothes and keep our room clean. Our body, hair and even fingernails should always be clean.

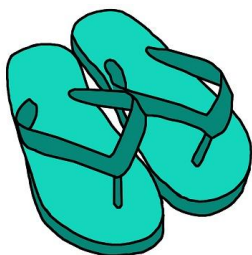
We will now learn how to be clean when we go to the washroom and when we are eating.

### Washroom Manners

You should go to the washroom as soon as you need to, and not wait to finish what you are doing.

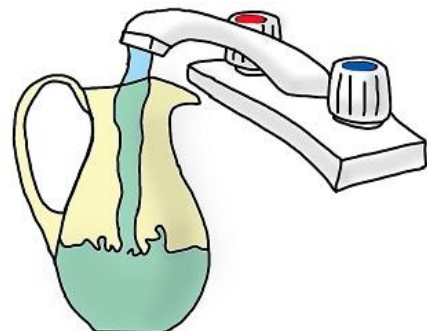


Enter the washroom with your left foot.




Wear slippers, because the floor may be wet and najis (dirty).

Fill a jug with water. If you are at school, take some water in a cup. If there is no cup, then after you have used the washroom,



clean yourself with a wet tissue. When you get home, tell your mommy that you used tissue and not water, so your underwear is najis and has to be washed.

When you go to the washroom, SIT on the seat. DO NOT STAND to urinate.



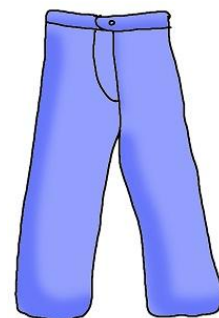
When you are done, then wash yourself 3 times.

If you cannot wash yourself, call someone to wash you.

Wipe yourself dry.



Get off the toilet seat and put your clothes on again.



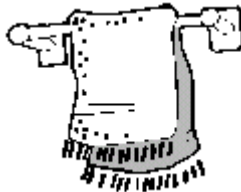
Flush the toilet.



Wash your hands.



Wipe your hands dry.



Leave the washroom with your right foot.



Remember that when you are sitting on the toilet you should **not face or have your back to Qibla**. If the toilet is facing Qibla then sit a little sideways.



Remember not to talk while you are in the washroom.

## Table Manners

Always...

- Make sure the food you are eating is halāl.
- Wash your hands before and after every meal.
- Say *Bismillah* before you start eating and say *Al-Hamdu lilāh* when you finish eating.
- If you like you can get everyone to raise their hands in dua before eating and recite:



بِسْمِ اللَّهِ الرَّحْمَنِ الرَّحِيمِ  
 اللَّهُمَّ ارْزُقْنَا رِزْقًا حَلَالًا طَيِّبًا  
 اللَّهُمَّ صَلِّ عَلَى مُحَمَّدٍ وَآلِ مُحَمَّدٍ

*Bismillahir Rahmanir Rahim. Allāhummar-zuqna rizqan halālan tayyiba. Allāhummma salli ‘ala Muhammadin wa ‘aali Muhammad.*

*In the Name of Allāh, the Kind and the Merciful  
O Allāh, give us food that is halal and pure.  
O Allāh, bless Prophet Muhammad and his  
family*

- Always eat with your right hand.
- Take small bites of food and chew your food thoroughly and properly.
- Taste a few grains of salt before and after eating.
- When you have guests in the house, you should start eating first and finish last so that your guest does not feel ashamed to eat well.
- When drinking water at night, always sit and drink. When drinking water during the day, stand and drink (unless you are sitting at the table and having a meal).
- When drinking water remember Imām Husayn (‘a) by saying:

السَّلَامُ عَلَيْكَ يَا أَبَا عَبْدِ اللَّهِ

*As-Salāmu ‘alayka ya Abā ‘Abdillah*  
*Peace be on you, O Abā ‘Abdillāh*

Never...

- Never eat at a restaurant or place where there is alcohol.
- Never blow into your food or water even if it is hot.
- Never fill your plate and waste food. Put a little and add more if you are still hungry. Even if crumbs fall on the table, if it's clean, pick it up and eat it.
- Never drink water in one gulp. Drink slowly and in at least three gulps.
- Never eat unless you are hungry and never over-eat. When you are full, stop eating.
- Never look at other people's plate to see how much they are eating or their face when they are eating.
- Never talk at the same time as you are eating.



## Lesson 4

# Respect for Parents and Elders



Our parents have brought us up, and taken care of us since we were little babies. They give us food, clothes and a place to live and buy us many things and love us very much. They will keep on looking after us until we are much older. They are older than us and know a lot more than we do. That is why we must listen to them when they advise us because they know what is good for us.

We can never thank our parents enough for what they do for us.

We can show we love them too by being good and kind to them.

We must never shout at our parents or get angry with them. We must always try to keep them happy.

When our parents tell us to do or not to do something, we should always listen to them and never cry or argue and fight with them.



## **Allāh is happy with us if our parents are happy with us.**

We show respect to our parents, teachers and elders by speaking to them politely. Whenever they enter the room, we should stand up and say ‘as-Salāmu ‘Alaykum’.

Besides our parents and teachers, we should also respect everyone else including animals and all of Allāh’s creation. Respect for others means not being rude to them, speaking politely, not arguing and not opening people’s things without asking for their permission first. Respect for animals means not disturbing or frightening them or doing anything to hurt them.

Class Activity: Every time an adult enters your classroom, everyone should stand up and say ‘as-salām alaykum’ all together. This should become a habit until it no longer requires reminding from the teacher.

## Praying for our Parents

Our parents take care of us when we are sick. They always care for us and love us. We should always pray to Allāh to keep them safe and healthy. We should pray that Allāh takes care of our parents the way that they took care of us.

Learn this dua and recite it every day before going to bed:

اللَّهُمَّ اغْفِرْ لِي وَ لِوَالِدَيَّ وَ  
ارْحَمْهُمَا كَمَا رَبَّيَانِي صَغِيرًا

*Allāhumagh firli  
Wa li wálidayya  
Warham huma kama rabbayáni saghira*

It means:

○ All h! Forgive me  
And my  
parents  
And be kind to  
my parents as  
they took care  
of me when I  
was little.



## Lesson 5

# Allāh Loves the Brave

A person who can beat others is not brave. He or she is a bully. A bully is a coward because a bully only beats those who are not as strong as him/her but a bully always runs away from those who are stronger. If you show a bully that you are not afraid of him/her, then he/she will never harm you because they will be afraid of you even if they laugh and say mean things to you.

You can tell who is a bully easily.

- A bully leaves others out on purpose.
- A bully harms others and beats them for no reason.
- A bully says unkind things to others.

So who is a brave person? A brave person is someone who is not afraid of a bully and who helps others when they are being bullied.


When a brave person sees a bully:

- They can walk away and ignore the bully even if the bully laughs or makes fun of him/her.
- They can tell an adult about the bully.
- They can be friends with others who are not bullies.

Do you know the story of Imām Husayn (‘a) and the bully Yazid? Imām Husayn (‘a) was brave so he told everyone that Yazid was a bully and a bad man. He was not afraid of him.

Now we will read a story about Rasulullāh (s) and Imām Ali (‘a). Imām Ali (‘a) was the father of Imām Husayn (‘a). Imām Ali (‘a) was very brave. When some bad people tried to kill Rasulullāh (s) – the Messenger of Allāh – Imām Ali (‘a) pretended to be Rasulullāh (s) and slept in the bed of Rasulullāh (s) so that the bad people would not be able to catch Rasulullāh (s).

## The Night of Hijrah



The elders of Quraysh who worshipped idols got together for a meeting and angrily discussed how to stop Rasulullāh (s) from preaching Islam and preaching against their idols.

Then some of them said, ‘Let us choose a person who will kill Muhammad so that this new religion will come to an end and no one will follow him.’

Everyone liked the idea and said the same thing except one person who was listening quietly.

Then the man who was silent spoke and said, ‘Wait! I don’t agree. If one person kills Muhammad, then his family will know who the murderer is.’



‘What should we do then?’ asked everyone.

‘I think we should choose one strong man from every tribe and family,’ said the man, ‘and they should all go together and kill Muhammad so that no one will know who to catch or blame for the murder.’

Everyone liked the idea very much and decided they would do that.



The idol worshippers decided to kill Rasulullāh (s) as soon as possible so that Islam would not continue spreading in Makkah.

So they chose 25 men from 25 different tribes and they promised them a lot of money and reward if they succeeded in killing Rasulullāh (s). The men were very happy and went home to sharpen their swords so they could cut Rasulullāh (s) with their swords and kill him.



The angel Jibrail came to Rasulullāh (s) and told him, 'Allāh says you should leave Makkah tonight and go to Madina secretly because the people of Makkah are planning to kill you tonight. And you should ask someone to sleep in your bed so that the


people don't find out that you have left.'

Rasulullāh (s) spoke to his cousin and successor, Imām Ali bin Abi Talib ('a) and told him what Allāh had said.


Imām Ali ('a) asked Rasulullāh (s) only one question: 'If I sleep in your place, will your life be saved, O Rasulullāh?'

'Yes,' said Rasulullāh (s). 'That is what Allāh has promised me.'

'As long as you will be safe,' said Imām Ali ('a) happily, 'I will be delighted to sacrifice my life for you O Rasulullāh!'



And so Rasulullāh (s) left Makkah in the night without anyone knowing. And Imām Ali (‘a) slept in his bed instead. The 25 men of Quraysh came with their swords and peeped into the house of Rasulullāh (s). They saw someone sleeping in his bed and thought it was Rasulullāh (s). They were very happy and surrounded the whole house so that he could not escape.



The 25 men did not realize that the person sleeping was Imām Ali (‘a) and not Rasulullāh (s).

Rasulullāh (s) was now far away from Makkah. The evil men waited with their swords until after midnight when they planned to attack when everyone in the house would be fast asleep.


After midnight, the men attacked the house of Rasulullāh (s) and lifted the blanket, raising their swords to attack. Just then, they saw it was Imām Ali (‘a) and not Rasulullāh (s) who was sleeping there.

‘Where is Muhammad?!’ they asked angrily. Even though Imām Ali (‘a) could not tell them the truth, he



did not lie either. Instead Imām Ali (‘a) laughed and said, ‘Did you put me in charge of him?’

And so Allāh saved His Messenger, Rasulullāh (s) through Imām Ali (‘a), who put his life in danger for Rasulullāh (s). The idol-worshippers of Makkah were defeated and Islam began to spread further, all over Arabia and the rest of the world.



**Moral:** Allāh loves the brave and always protects them


Additional Class activity:

If time permits, watch the first 3 minutes of the movie clip “*Rasulullāh (s) Part 6 – Hijrah to Madina*” (on the Teacher’s DVD) that shows the events in Makkah on the night of Hijrah.

## Lesson 6

# Sharing with Others

We should always share what we have with others. Allāh likes us to share our things. Remember everything that we have is from Allāh so to thank Him we should listen to Him.



People who don't share with others are called selfish. It is not nice to be selfish. To be selfish means to think about yourself only and to want everything for yourself and no one else.

Allāh does not like those who are selfish. Allāh loves people who are generous and share what they have with others.

People who are selfish have no friends because they do not like to share. They want everything for themselves.

If we are eating and someone is with us, we should always offer to share our food with him or her. If we are playing and others want to play with us, we should always share our toys with them.

Do you like to share with others?

## Yusuf Learns to Share

One day a woman came to Yusuf's house to see his mommy. There was a little boy with her.

Yusuf's mommy told him to play with the little boy. Yusuf did not want the little boy to play with his toys, in case he broke them.

The little boy started crying and went to tell his mommy. Yusuf's mommy asked Yusuf to share his toys with the little boy but Yusuf would not.



A few days later, Yusuf went to his friend's house, but his friend was being mean, and he would not let Yusuf play with his toys. Yusuf was very sad.

When Yusuf got home he told his mommy how mean his friend had been.

Yusuf's mommy asked him how he had felt when his friend had been mean to him and not shared his toys.



Yusuf said it had made him sad. Then, Yusuf's mommy reminded him how he had been mean to that other boy who came to their house and how he had not shared his toys with him.

Yusuf was very sorry for not sharing and making the boy sad. He promised that from then on he would always share his things with everyone.

To show how sorry he was, the next time the little boy came to his house Yusuf told him he was sorry and let him play with all his toys.



Remember: When we share with others what Allāh has given us, Allāh gives us more!

## Sharing with My Brothers and Sisters

Allāh likes us to share our things, especially with our brothers and sisters.

One day a woman came to Kadhim's house to see his mommy. She brought her son Yusuf. Kadhim's mommy told him to play with Yusuf.

So, they played in Kadhim's room with his toys. Soon, Kadhim's younger brother Haidar came, and he, too, wanted to play with his brother's toys.

But Kadhim did not want to play with his brother. 'Go away. You'll break my toys!' he said to Haidar angrily.



Haidar was very upset and started crying. Kadhim's mommy asked Kadhim to share his toys with his brother, but Kadhim would not.



A few days later, Kadhim went to his friend Yusuf's house, but Yusuf was being mean, and would not let Kadhim play with his toys. Kadhim was very sad.

When Kadhim got home he told his mommy how mean Yusuf had been. His brother Haidar heard him, and told Kadhim he could have his (Haider's) favorite book to colour in.



That is when Kadhim realized how much his brother Haidar loved him. Kadhim hugged his brother and told him he was sorry. From that day onwards, Kadhim always shared his things with all his brothers and sisters.



Haidar shares his book with his brother Kadhim

**Allāh Loves  
Those Who Share Their Things With Others**

# Lesson 7

## Exercises

This page has been left blank intentionally as a placeholder for activities.  
Please see the accompanying Workbook for Exercises and Activity Sheets